



公司簡介

MOCVD 創造世界級之競爭力

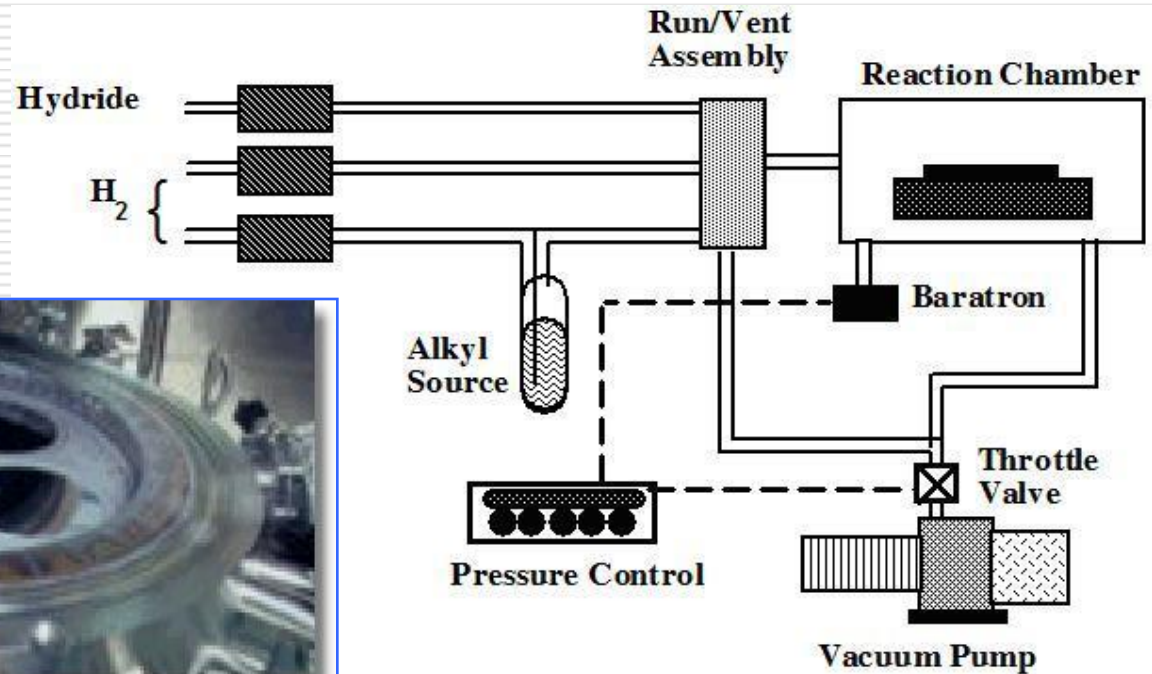




核心技術

MOCVD (有機金屬氣相沉積法)

- Metal Organic Chemical Vapor Deposition





核心技術

生產
機台

MOCVD有機金屬化學氣相沉積法
Metal Organic Chemical Vapor Deposition

生產
方式

透過有機金屬化學氣相沉積法，在基板上生長半導體薄膜的方式，同時透過機台即時監控，精確控制磊晶層，完成砷化鎵、磷化銦、氮化鎵等不同產品磊晶片生產。

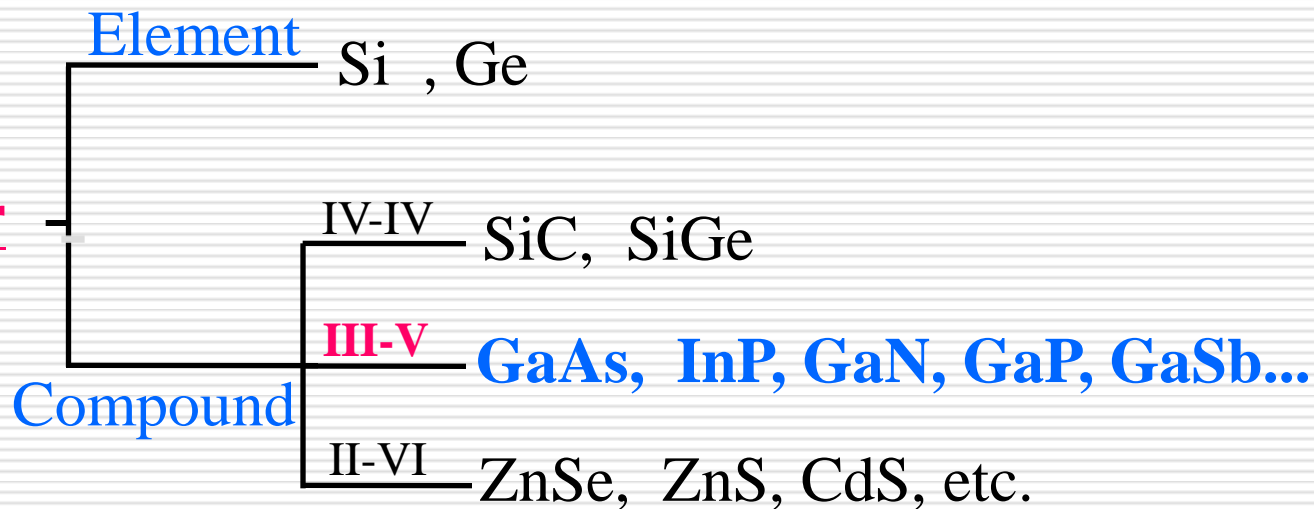
生產
原理

磊晶層是由MOCVD在腔體中加熱基板，一個原子層，層層堆疊，行成磊晶層。



半導體分類 (依使用材料)

Semiconductor



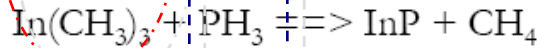
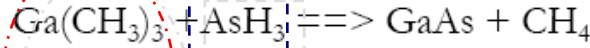
Period	Column II	III	IV	V	VI
2	Be 鈹 Beryllium	B 硼 Boron	C 碳 Carbon	N 氮 Nitrogen	O 氧 Oxygen
3	Mg 鎂 Magnesium	Al 鋁 Aluminum	Si 矽 Silicon	P 磷 Phosphorus	S 硫 Sulfur
4	Zn 鋅 Zinc	Ga 鎵 Gallium	Ge 鍺 Germanium	As 砷 Arsenic	Se 硒 Selenium
5	Cd 鎘 Cadmium	In 銦 Indium	Sn 錫 Tin	Sb 銻 Antimony	Te 碲 Tellurium
6	Hg 汞 Mercury	Tl 鉍 Thallium	Pb 鉛 Lead		

- 二元化合物 Binary : GaAs, InP, GaP, GaN, etc.
- 三元化合物 Ternary : InGaAs, InGaP, AlGaAs, etc.
- 四元化合物 Quaternary : AlGaInP, InGaAsP, etc.
- 五元化合物 Pentanary : AlGaInAsN, etc.



磊晶過程中之化學反應

化學反應式：



主要原物料：

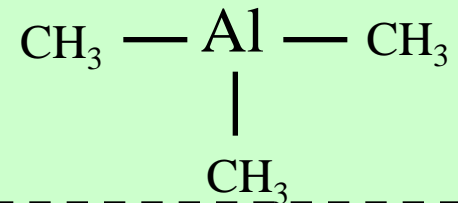
MO Source + **Hydride** + Carrier Gas : **H₂**

- TEAl : Tri-ethyl-Aluminum (C₂H₅)₃Al
- TMGa : Tri-Methyl-Gallium (CH₃)₃ Ga
- TMIn : Tri-Methyl-Indium (CH₃)₃In
- DETe : Di-ethyl-Tellurium (C₂H₅)₂Te
- DEZn : Di-ethyl-Zinc (C₂H₅)₂Zn
- CP₂Mg : Bis (cyclo-penta-dienyl) -Magnesium 環戊二烯鎂

- AsH₃ : Arsine
- PH₃ : Phosphine
- SiH₄ : Silane
- Si₂H₆ : Disilane
- H₂Se : Hydrogen Selenide
- CBr₄ : Carbon Tetrabromide

TMAI Tri - Methyl - Aluminum (CH₃)₃Al

三 甲 基 鋁





化合物半導體材料特性


1. High Electron Mobility 高電子移動速率 (5.7x higher than CMOS)
 2. High Frequency Response 高頻率響應
 3. Wide Band Width 寬幅之頻寬
 4. High Linearity 高線性度
 5. High Power 高功率
 6. Alternative Choice of Material 材料選擇多元性
 7. 抗輻射
- 適用於微電子產品—HBT、pHEMT、BiHEMT、GaN on XX
光電子產品—PIN、VCSEL、LD



產業供應鏈

Sumitomo, Freiberg, AXT

2~6 "GaAs Substrate



GaAs Epi- Wafer
磊晶片



IDM : Qorvo, Skyworks

Fabless : Avago,
Qualcomm, Richwave,

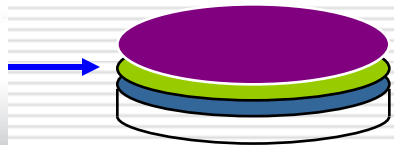
Microelectronics
IC Process



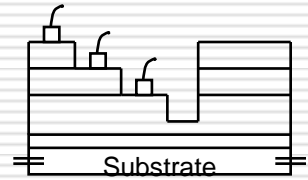

Wireless
Communication



MOCVD Reactor



VPEC is a Pure
Epi Provider



Foundry :
WIN, AWSC



IC Package & Testing



2020年-2023年第一季度損益情形

	2023Q1	%	2022	%	2021	%	2020	%
Revenue	394,417	100.00%	2,603,629	100.00%	3,608,521	100.00%	2,645,003	100.00%
Gross margin	154,035	39.05%	1,089,007	41.83%	1,519,713	42.11%	1,114,404	42.13%
Operating Profit	21,556	5.47%	579,950	22.27%	1,056,519	29.28%	687,515	25.99%
Non-operating income & expense	-6,433	-1.63%	87,533	3.36%	-3,842	-0.11%	-40,212	-1.52%
Tax	-3,373	-0.86%	-122,755	-4.71%	-197,596	-5.48%	-114,715	-4.34%
Net income	11,750	2.98%	544,728	20.92%	855,081	23.70%	532,588	20.14%
EPS	0.06		2.95		4.62		2.88	



2023 微電子產品 Outlook

5G Mobile Penetration



WiFi6/6E and WiFi7 (Developing)



IoT Smart Link



Micro Electronics

V2X PA



LEO Satellite



5G Base Station




Military



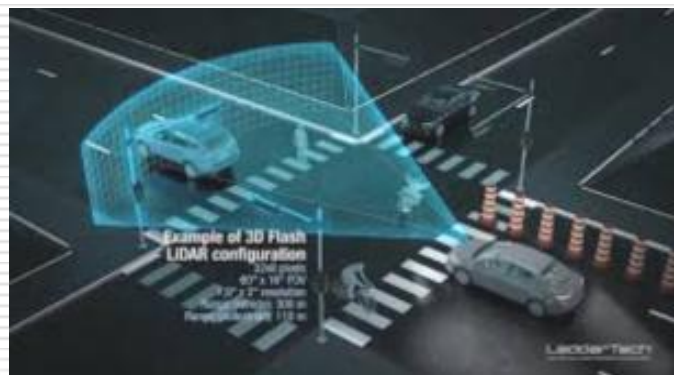


2023 光電子產品 Outlook

AR / VR Sensing (VCSEL/PD)



Car LiDAR (LD/PD)



Opto
electron
ics

Data Center Communication (PD/VCSEL)



Special Heat/IR Imaging (SWIR PD)



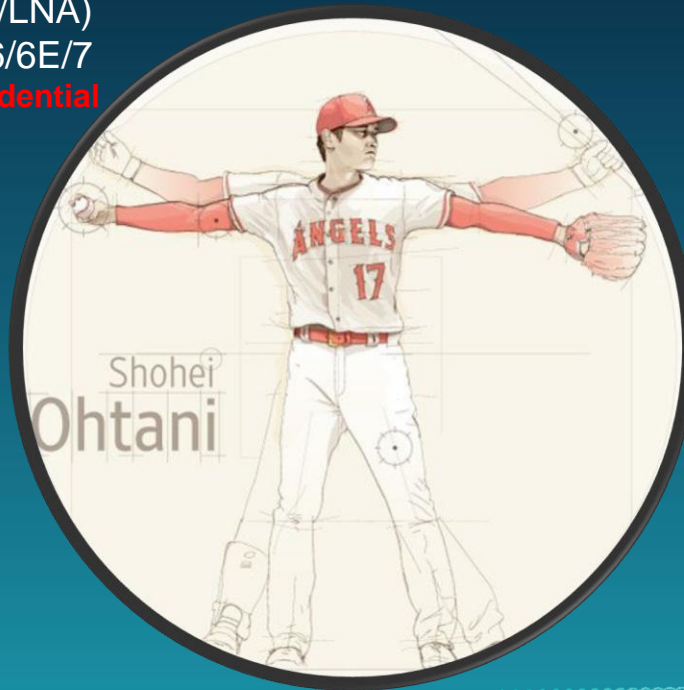
AR / VR

Emitter: VCSEL
Detector: PD
Eye-safety

Wireless

HBT (PA)
pHEMT (Switch/LNA)
WiFi 6/6E/7

VPEC Proprietary and Confidential



LiDAR Turnkey Solution

Emitter: VCSEL, EEL
Detector: GaAs PIN, APD
Eye-safety (1400nm ~ 1600nm)
Long Range Detection (400m)

V2X

HBT (PA)
pHEMT (Switch/LNA)
WiFi 6/6E/7

